

156 Series Polycrystalline Solar Module

250W, 255W, 260W



High Module Conversion Efficiencies



Easy Installation and Handling for Various Applications



Mechanical Load Capability of up to 5400 Pa



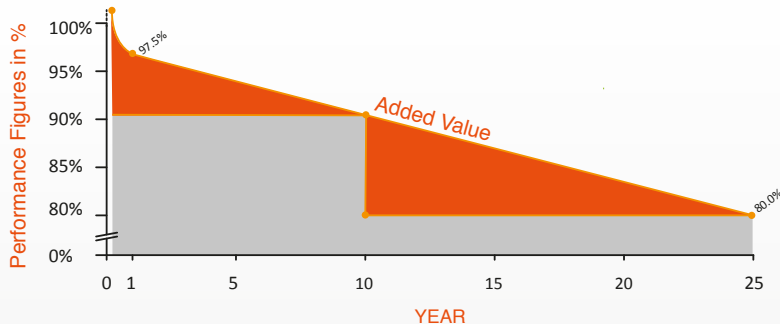
Conforms with IEC 61215:2005,
IEC 61730: 2004, UL 1703 PV Standards



ISO9001, OHSAS18001, ISO14001 Certified



Application Class A, Safety Class II, Fire Rating C



10-year
material & workmanship

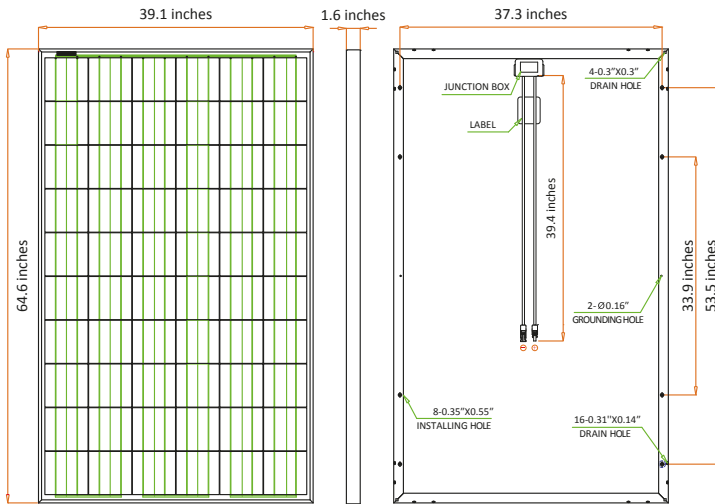
25-year
linear power output



APPROVED PRODUCT

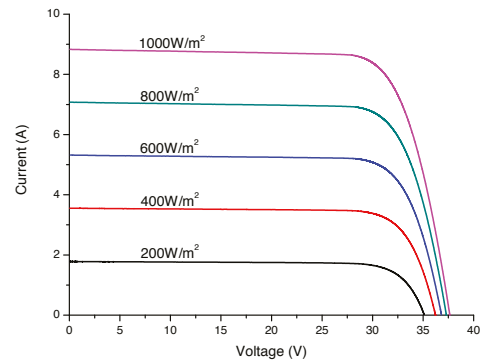


Dimensions



Drawing Only for Reference

I-V Curves



Varied Irradiation Efficiencies

Irradiance	200W/m ²	400W/m ²	600W/m ²	800W/m ²	1000W/m ²
Efficiency	15.8%	16.2%	16.2%	16.1%	16.0%

Electrical Characteristics STC

	JC250M-24/Bb	JC255M-24/Bb	JC260M-24/Bb
Maximum Power (Pmax)	250 W	255 W	260 W
Power Tolerance	0 ~ +5W	0 ~ +5W	0 ~ +5W
Module Efficiency	15.4%	15.7%	16.0%
Maximum Power Current (Imp)	8.31 A	8.39 A	8.53 A
Maximum Power Voltage (Vmp)	30.1 V	30.4 V	30.5 V
Short Circuit Current (Isc)	8.83 A	8.86 A	8.95 A
Open Circuit Voltage (Voc)	37.4 V	37.5 V	37.6 V

Values at Standard Test Conditions STC (Air Mass AM1.5, Irradiance 1000W/m², Cell Temperature 25°C)

Electrical Characteristics NOCT

	JC250M-24/Bb	JC255M-24/Bb	JC260M-24/Bb
Maximum Power (Pmax)	185 W	189 W	193 W
Maximum Power Current (Imp)	6.57 A	6.63 A	6.74 A
Maximum Power Voltage (Vmp)	28.2 V	28.5 V	28.6 V
Short Circuit Current (Isc)	7.12 A	7.20 A	7.27 A
Open Circuit Voltage (Voc)	35.0 V	35.1 V	35.2 V

Values at Normal Operating Cell Temperature, Irradiance of 800 W/m², spectrum AM 1.5, ambient temperature 20°C, wind speed 1 m/s

Mechanical Characteristics

Cell Type	156 x156 mm Polycrystalline, 60 (6x10) pcs in series
Glass	High Transmission, Low Iron, Tempered Glass
Frame	Anodized Aluminum Alloy
Junction Box	IP65/IP67 rated, with bypass diodes
Dimension	*64.6 x 39.1 x 1.6 inches
Output Cable	12 AWG, 39.4 inches
Weight	41.9 lbs
Installation Hole Location	See Drawing Above

Characteristics

Temperature Coefficient of Voc	-0.30%/°C
Temperature Coefficient of Isc	0.04%/°C
Temperature Coefficient of Pmax	-0.40%/°C
Nominal Operating Cell Temperature (NOCT)	45°C±2°C

Packing Information

Container	20' GP	40' GP	40' HQ
Pallets per Container	12	28	28
Pieces per Container	300	700	770

Rev No: IC/TDS/2013.02 *Contact ReneSola for tolerance specification
CAUTION: All rights reserved. Design and specification are subject to change without prior notice.

Maximum Ratings

Operating Temperature	-40°F ~ + 185°F
Maximum System Voltage	1000VDC (EU) / 600VDC (US)
Maximum Series Fuse Rating	20A (EU) / 20A (US)

156 Series Polycrystalline Solar Module

300W, 305W, 310W



High Module Conversion Efficiencies



Easy Installation and Handling for Various Applications



Mechanical Load Capability of up to 5400 Pa



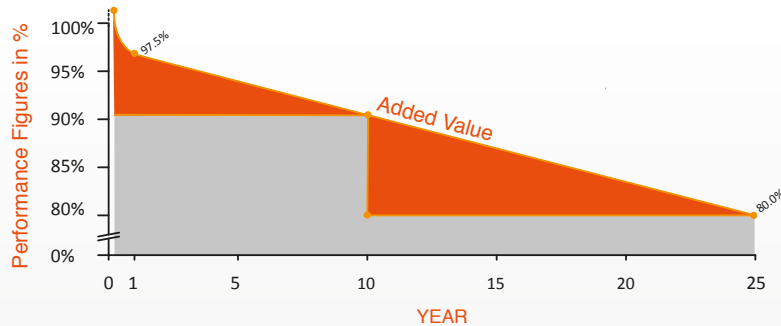
**Conforms with IEC 61215:2005,
IEC 61730: 2004, UL 1703 PV Standards**



ISO9001, OHSAS18001, ISO14001 Certified



Application Class A, Safety Class II, Fire Rating C



10-year
material & workmanship

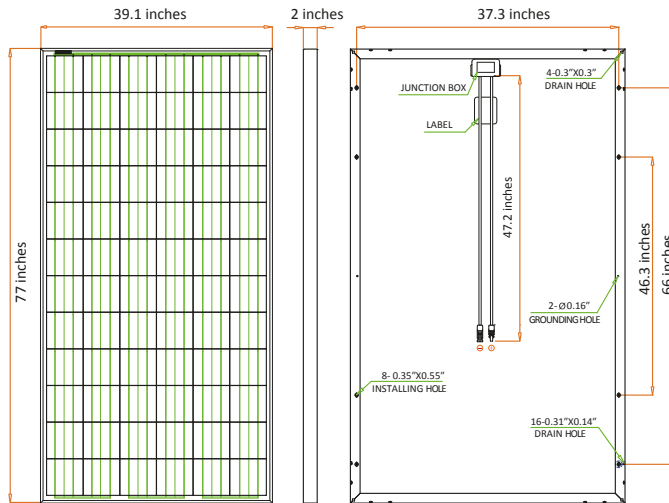
25-year
linear power output



APPROVED PRODUCT

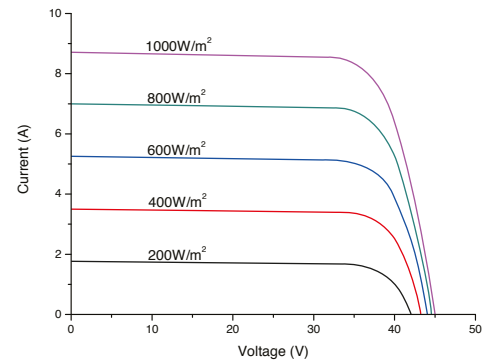


Dimensions



Drawing Only for Reference

I-V Curves



Varied Irradiation Efficiencies

Irradiance	200W/m ²	400W/m ²	600W/m ²	800W/m ²	1000W/m ²
Efficiency	15.8%	16.2%	16.2%	16.1%	16.0%

Electrical Characteristics STC

	JC300M-24/Ab	JC305M-24/Ab	JC310M-24/Ab
Maximum Power (Pmax)	300 W	305 W	310 W
Power Tolerance	0 ~ +5W	0 ~ +5W	0 ~ +5W
Module Efficiency	15.5%	15.7%	16.0%
Maximum Power Current (Imp)	8.20 A	8.33 A	8.38 A
Maximum Power Voltage (Vmp)	36.6 V	36.6 V	37.0 V
Short Circuit Current (Isc)	8.69 A	8.73 A	8.80 A
Open Circuit Voltage (Voc)	44.8 V	44.9 V	45.0 V

Values at Standard Test Conditions STC (Air Mass AM1.5, Irradiance 1000W/m², Cell Temperature 25°C)

Electrical Characteristics NOCT

	JC300M-24/Ab	JC305M-24/Ab	JC310M-24/Ab
Maximum Power (Pmax)	222 W	226 W	230 W
Maximum Power Current (Imp)	6.67 A	6.72 A	6.80 A
Maximum Power Voltage (Vmp)	33.4 V	33.6 V	33.8 V
Short Circuit Current (Isc)	7.02 A	7.04 A	7.10 A
Open Circuit Voltage (Voc)	41.9 V	42.0 V	42.1 V

Values at Normal Operating Cell Temperature, Irradiance of 800 W/m², spectrum AM 1.5, ambient temperature 20°C, wind speed 1 m/s

Mechanical Characteristics

Cell Type	156 x156 mm Polycrystalline, 72 (6x12) pcs in series	Characteristics	Temperature Coefficient of Voc	-0.30%/°C
Glass	High Transmission, Low Iron, Tempered Glass		Temperature Coefficient of Isc	0.04%/°C
Frame	Anodized Aluminum Alloy		Temperature Coefficient of Pmax	-0.40%/°C
Junction Box	IP65/IP67 rated, with bypass diodes		Nominal Operating Cell Temperature (NOCT)	45°C±2°C
Dimension	*77 x 39.1 x 2 inches			
Output Cable	12 AWG, 47.2 inches			
Weight	63.9 lbs			
Installation Hole Location	See Drawing Above			

Packing Information

Container	20' GP	40' GP	40' HQ	Maximum Ratings	Operating Temperature	-40°F ~ + 185°F
Pallets per Container	10	24	24		Maximum System Voltage	1000VDC (EU) / 600VDC (US)
Pieces per Container	200	480	528		Maximum Series Fuse Rating	20A (EU) / 20A (US)

Rev No: JC/TDS/2013.02 *Contact ReneSola for tolerance specification
CAUTION: All rights reserved. Design and specification are subject to change without prior notice.

ReneSola

156 Series Monocrystalline

Solar Module

250W, 255W, 260W



High Module Conversion Efficiencies



Easy Installation and Handling for Various Applications



Mechanical Load Capability of up to 5400 Pa



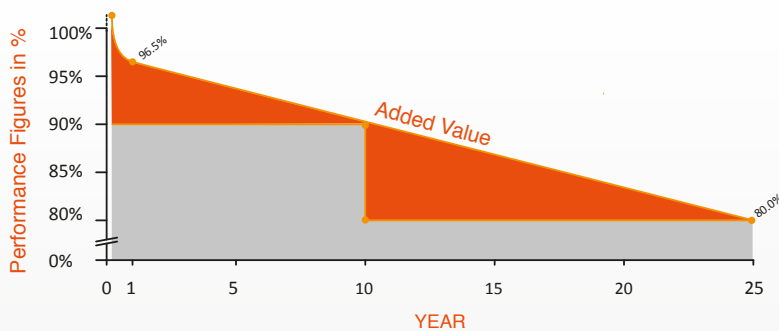
Conforms with IEC 61215:2005,
IEC 61730: 2004, UL 1703 PV Standards



ISO9001, OHSAS18001, ISO14001 Certified



Application Class A, Safety Class II, Fire Rating C



10-year
material & workmanship

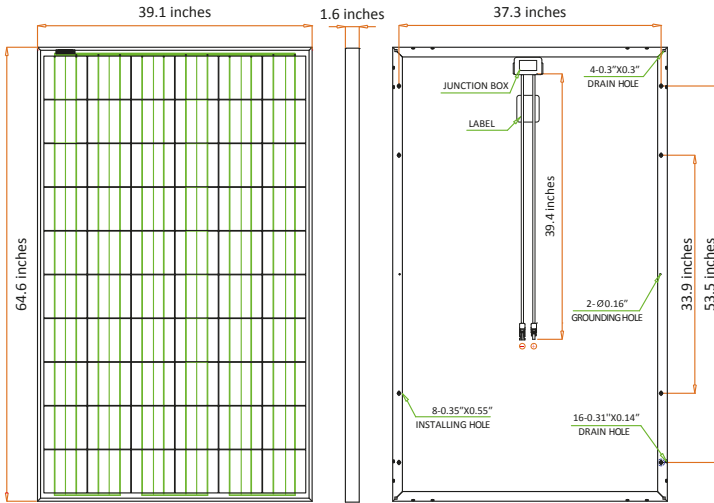
25-year
linear power output



APPROVED PRODUCT

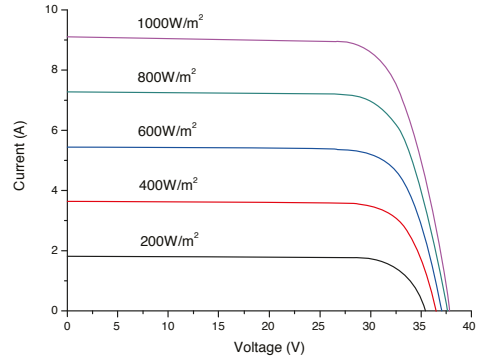


Dimension



Drawing Only for Reference

I-V Curves



Efficiency at Varied Irradiation

Irradiance	200W/m ²	400W/m ²	600W/m ²	800W/m ²	1000W/m ²
Efficiency	15.9%	16.2%	16.2%	16.1%	16.0%

Electrical Characteristics STC

	JC250S-24/Bb-b	JC255S-24/Bb-b	JC260S-24/Bb-b
Maximum Power (Pmax)	250 W	255 W	260 W
Power Tolerance	0 ~ +5W	0 ~ +5W	0 ~ +5W
Module Efficiency	15.4%	15.7%	16.0%
Maximum Power Current (Imp)	8.32 A	8.44 A	8.55 A
Maximum Power Voltage (Vmp)	30.1 V	30.2 V	30.4 V
Short Circuit Current (Isc)	8.87 A	8.99 A	9.10 A
Open Circuit Voltage (Voc)	37.5 V	37.6 V	37.7 V

Values at Standard Test Conditions STC (Air Mass AM1.5, Irradiance 1000W/m², Cell Temperature 25°C)

Electrical Characteristics NOCT

	JC250S-24/Bb-b	JC255S-24/Bb-b	JC260S-24/Bb-b
Maximum Power (Pmax)	184 W	188 W	191 W
Maximum Power Current (Imp)	6.57 A	6.62 A	6.66 A
Maximum Power Voltage (Vmp)	28.0 V	28.4 V	28.7 V
Short Circuit Current (Isc)	7.15 A	7.21 A	7.28 A
Open Circuit Voltage (Voc)	35.1 V	35.2 V	35.3 V

Values at Normal Operating Cell Temperature, Irradiance of 800 W/m², spectrum AM 1.5, ambient temperature 20°C, wind speed 1 m/s

Mechanical Characteristics

Cell Type	156 x156 mm square Monocrystalline, 60 (6x10) pcs in series
Glass	High Transmission, Low Iron, Tempered Glass
Frame	Anodized Aluminum Alloy
Junction Box	IP65/IP67 rated, with bypass diodes
Dimension	*64.6 x 39.1 x 1.6 inches
Output Cable	12 AWG, 39.4 inches
Weight	41.9 lbs
Installation Hole Location	See Drawing Above

Characteristics

Temperature Coefficient of Voc	-0.31%/°C
Temperature Coefficient of Isc	0.03%/°C
Temperature Coefficient of Pmax	-0.43%/°C
Nominal Operating Cell Temperature (NOCT)	45°C ± 2°C

Packing Information

	20' GP	40' GP	40' HQ
Container			
Pallets per Container	12	28	28
Pieces per Container	300	700	770

Rev No: JC/TDS/2013.02 *Contact Renesola for tolerance specification
CAUTION: All rights reserved. Design and specification are subject to change without prior notice.

Maximum Ratings

Operating Temperature	-40°F ~ + 185°F
Maximum System Voltage	1000VDC (EU) / 600VDC (US)
Maximum Series Fuse Rating	20A (EU) / 20A (US)

ReneSola

156 Series Monocrystalline

Solar Module

260W, 265W, 270W



High Module Conversion Efficiencies



Easy Installation and Handling for Various Applications



Mechanical Load Capability of up to 5400 Pa



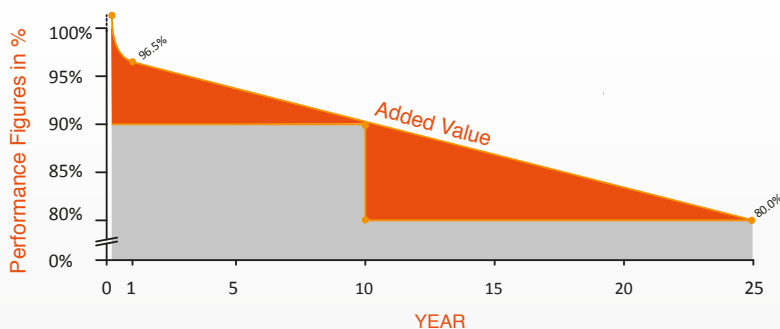
Conforms with IEC 61215:2005,
IEC 61730: 2004, UL 1703 PV Standards



ISO9001, OHSAS18001, ISO14001 Certified



Application Class A, Safety Class II, Fire Rating C



10-year
material & workmanship

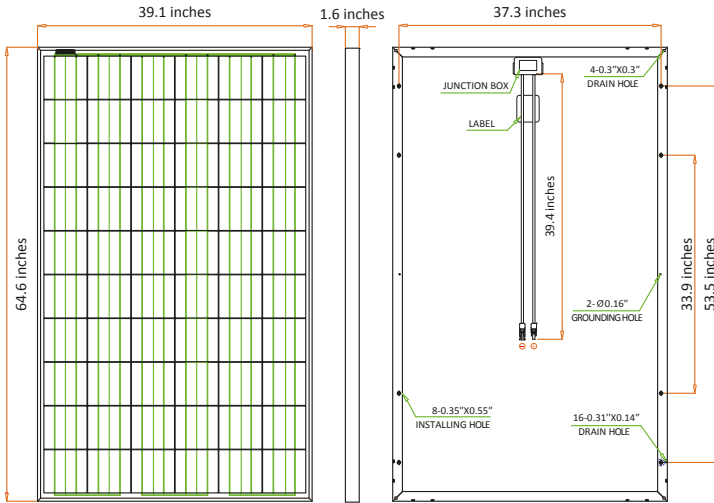
25-year
linear power output



APPROVED PRODUCT

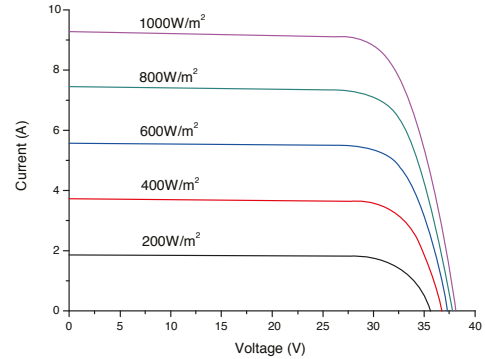


Dimension



Drawing Only for Reference

I-V Curves



Efficiency at Varied Irradiation

Irradiance	200W/m ²	400W/m ²	600W/m ²	800W/m ²	1000W/m ²
Efficiency	16.6%	16.9%	16.9%	16.8%	16.6%

Electrical Characteristics STC

	JC260S-24/Bb	JC265S-24/Bb	JC270S-24/Bb
Maximum Power (Pmax)	260 W	265 W	270 W
Power Tolerance	0 ~ +5W	0 ~ +5W	0 ~ +5W
Module Efficiency	16.0%	16.3%	16.6%
Maximum Power Current (Imp)	8.55 A	8.66 A	8.77 A
Maximum Power Voltage (Vmp)	30.4 V	30.6 V	30.8 V
Short Circuit Current (Isc)	9.10 A	9.19 A	9.28 A
Open Circuit Voltage (Voc)	37.7 V	37.9 V	38.1 V

Values at Standard Test Conditions STC (Air Mass AM1.5, Irradiance 1000W/m², Cell Temperature 25°C)

Electrical Characteristics NOCT

	JC260S-24/Bb	JC265S-24/Bb	JC270S-24/Bb
Maximum Power (Pmax)	191 W	195 W	199 W
Maximum Power Current (Imp)	6.66 A	6.70 A	6.74 A
Maximum Power Voltage (Vmp)	28.7 V	29.1 V	29.5 V
Short Circuit Current (Isc)	7.28 A	7.36 A	7.43 A
Open Circuit Voltage (Voc)	35.3 V	35.4 V	35.5 V

Values at Normal Operating Cell Temperature, Irradiance of 800 W/m², spectrum AM 1.5, ambient temperature 20°C, wind speed 1 m/s

Mechanical Characteristics

Cell Type	156 x156 mm square Monocrystalline, 60 (6x10) pcs in series
Glass	High Transmission, Low Iron, Tempered Glass
Frame	Anodized Aluminum Alloy
Junction Box	IP65/IP67 rated, with bypass diodes
Dimension	*64.6 x 39.1 x 1.6 inches
Output Cable	12 AWG, 39.4 inches
Weight	41.9 lbs
Installation Hole Location	See Drawing Above

Characteristics

Temperature Coefficient of Voc	-0.31%/°C
Temperature Coefficient of Isc	0.03%/°C
Temperature Coefficient of Pmax	-0.43%/°C
Nominal Operating Cell Temperature (NOCT)	45°C ± 2°C

Packing Information

	20' GP	40' GP	40' HQ
Container			
Pallets per Container	12	28	28
Pieces per Container	300	700	770

Rev No: JC/TDS/2013.02 *Contact Renesola for tolerance specification
CAUTION: All rights reserved. Design and specification are subject to change without prior notice.

Maximum Ratings

Operating Temperature	-40°F ~ + 185°F
Maximum System Voltage	1000VDC (EU) / 600VDC (US)
Maximum Series Fuse Rating	20A (EU) / 20A (US)